



**FOR OFFICIAL USE ONLY
CROWN COPYRIGHT RESERVED**

CONDITIONS OF RELEASE

- 1 This information is released by the UK Government for Defence purposes only.
- 2 This information must be afforded the same degree of protection as that afforded to information of an equivalent security marking originated by the recipient Government or as required by the recipient Government's security regulations.
- 3 This information may be disclosed only within the Defence Department of the recipient Government, except as otherwise authorized by the Ministry of Defence (Army).
- 4 This information may be subject to privately owned rights.


**TRAILER LIGHTWEIGHT
ALL VARIANTS
COMPLETE EQUIPMENT SCHEDULE
SERVICE EDITION
SIMPLE EQUIPMENT**

This publication contains information covering the requirements of levels 1, 2 and 3.

BY COMMAND OF THE DEFENCE COUNCIL

Kevin Trew


Ministry of Defence
Issued by
DEFENCE LOGISTICS ORGANISATION



AMENDMENT RECORD

Amdt No.	Incorporated by (Signature)	Date
1		
2		
3		
4		
5		
6		
7		
8		
9		
10		
11		
12		
13		
14		
15		
16		
17		
18		
19		
20		
21		
22		
23		
24		
25		
26		
27		
28		
29		
30		
31		

Amdt No.	Incorporated by (Signature)	Date
32		
33		
34		
35		
36		
37		
38		
39		
40		
41		
42		
43		
44		
45		
46		
47		
48		
49		
50		
51		
52		
53		
54		
55		
56		
57		
58		
59		
60		
61		
62		



CONTENTS

PRELIMINARY MATERIAL	Page
Front Cover.....	(i)/(ii)
AMENDMENT RECORD.....	(iii)/(iv)
CONTENTS (this list).....	(v)
PREFACE.....	(vi)
Introduction.....	(vi)
Instructions for use by units.....	(vi)
Initial issues by Royal Logistics Corps.....	(vi)
In lieu items.....	(vi)
General notes.....	(vii)
Amendments.....	(vii)
Indentations.....	(vii)
Description.....	(vii)
Additional information.....	(vii)
Applicability details.....	(vii)
Related and associated publications.....	(viii)
Related publications.....	(viii)
Associated publications.....	(viii)
List of abbreviations and symbols.....	(ix)
COMMENT(S) ON AESP*.....	(Penultimate leaf)
AESP REGISTRATION DEMAND FORM (AESP FORM 1 (M)).....	(Final leaf)

COMPLETE EQUIPMENT SCHEDULE (SERVICE)

Chapter

- 1 General information
- 2 CES - Trailer Lightweight
- 2-1 Trailer Lightweight GS Cargo
- 3 Indexes
 - 3-1 Index of NATO stock numbers to chapter, figure and item numbers
 - 3-2 Index of manufacturers part/drawing numbers to chapter, figure and item numbers
 - 3-3 Not issued
 - 3-4 Index of NATO supply codes for manufactures to manufacturers name.

PREFACE**Sponsor: DEC ELS****INTRODUCTION**

1 Any comments by service users on this publication should be forwarded through the channels prescribed in Army Equipment Support Publication (AESP) 0100-P-011-013. An AESP Form 10 is provided at the end of this publication; it should be photocopied and used for forwarding comments on this AESP.

2 Service users must register their requirements for this publication on the AESP Form 1(M) attached to this document. Failure to do so will result in the user not receiving the automatic issue of future amendments or additions. The Form 1(1M) should be completed and returned to DLO.

3 AESPs are issued under Defence Council authority and where AESPs specify action to be taken, the AESP will of itself be sufficient authority for such action and also for the demanding of the necessary stores, subject to the provisions of Para 4 below.

4 The subject matter of this publication may be affected by Defence Council Instructions (DCIs), Standard Operating Procedures (SOPs) or by local regulations. When any such Instruction, Order or Regulation contradicts any portion of this publication they are to be taken as the overriding authority.

Instructions for use by units

5 Detailed instructions for use by Units are given in Material Regulations for the Army Vol 1, Para 1.

Initial issues by Royal Logistics Corps

6 Initial issues by Royal Logistics Corps (RLC) are as described below:

6.1 One copy of the CES will be attached to the Units copy of the issue voucher and one further copy accompanying every equipment.

6.2 Deficiencies (if any) will be enfaced on the covering issue voucher by reference to the Serial Number of the items listed in the simple CES.

6.3 'To follow' vouchers will not be created.

6.4 All items listed in the CES can be issued separately. If any listed herein becomes unserviceable it should be extracted and exchanged and the equipment retained pending receipt. Transfers between equipment holders should normally be complete to CES.

In lieu items

7 Authorised 'in lieu' items held against this CES will not be replaced until such time as they are no longer serviceable. When replacement becomes necessary the correct item, as listed in the CES, will be demanded.

General notes

- 8 Certain items may be annotated as follows:
- 8.1 (E) - Expendable stores, consumable stores and material, 'NON LEDGER' spare parts of minor value.
 - 8.2 (X) - ESSENTIAL ITEMS without which the RLC will not issue the equipment.
 - 8.3 (*) - This asterisk indicated the accountability classification of the item.
 - 8.4 (NI) - (Not illustrated) when appearing with a number in the 'Fig Item' column indicates that the item is not illustrated.
 - 8.5 (NIV) - (Not in Vocabulary) indicates that the item is not available within the stores system.

Amendments

9 Amendments to the catalogue will be published as and when necessary. These will be numbered consecutively, and the Amendment record sheet is to be completed for each amendment list embodied. New or amended material will be highlighted by side lining to show the extent of the amendment.

Indentations

10 Items are listed in a logical assembly/disassembly order and are identified by the 'dot system' in which each 'Dot' depicts the relationship of the item to the assembly.

MAIN ASSEMBLY

Attaching parts for main assembly.

- . FIRST LEVEL OF BREAKDOWN (Sub-assembly or detailed part of main assembly).
- . Attaching parts for the first level.

- . . SECOND LEVEL OF BREAKDOWN (Sub-sub-assembly or detailed part of sub-assembly).
- . . Attaching parts for second level.

Description

11 The item Description and Annotation Block is also to convey additional information to the CES user, which will appear in brackets ie related location detail, eg another AESP or Chapter/Item within this AESP.

ADDITIONAL INFORMATION

Applicability details

12 This CES relates to the following equipment:

12.1	<u>NSN</u>	<u>Code</u>	<u>Contract</u>
	2330-99-908-6472	NB 2853-3107	LLV/DBG/424

RELATED AND ASSOCIATED PUBLICATIONS**Related publications**

13 The Octad for the subject equipment consists of the categories as detailed below. All references are prefixed with the first eight digits of this publication. The availability of the publications can be checked by reference to the relevant Group Index (refer to AESP 0100-A-001-013).

Category/Sub-category			Information Level			
			1 User/Operator	2 Unit Maintenance	3 Field Maintenance	4 Base Maintenance
1	0	Purpose and Planning Information	101	101	101	*
	1	Equipment Support Policy Directives	111	111	111	*
	2	Purpose and Planning Information, Medical and Dental	*	*	*	*
2	0	Operating Information	201	*	*	*
	1	Aide-Memoire	*	*	*	*
	2	Training Aids	*	*	*	*
3		Technical Instructions	201	302	302	*
4	1	Installation Instructions	411	411	411	*
	2	Preparation for Special Environments	421	421	421	*
5	1	Failure Diagnosis	201	512	512	*
	2	Repair Instructions	201	522	522	*
	3	Inspection Standards	*	532	532	*
	4	Calibration Procedure	*	*	*	*
6		Maintenance Schedule	601	601	*	*
7	1	Illustrated Part Catalogue	711	711	711	*
	2	Commercial Parts List	*	*	*	*
	3	Complete Equipment Schedule, Production	*	*	*	*
	4	Complete Equipment Schedule, Service Edition (Simple Equipment)	741	741	741	*
	5	Complete Equipment Schedule, Service Edition (Complex Equipment)	*	*	*	*
8	1	Modification Instructions	*	*	*	*
	2	General Instructions, Special Technical Instructions and Servicing Instructions	*	821	821	*
	3	Service Engineered Modification Instructions (RAF only)	*	*	*	*

* Categories/Sub-categories not published

Associated publications14 **Reference** **Title**

Nil

LIST OF ABBREVIATIONS AND SYMBOLS

ABBREVIATIONS

15 The following abbreviations are listed and included at the discretion of the publication authority.

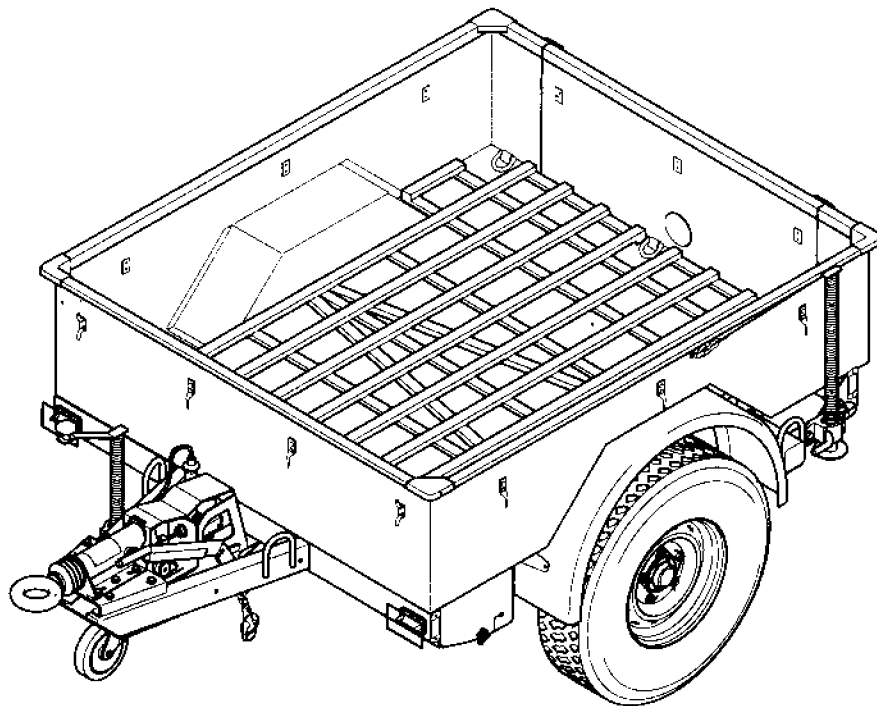
A	Ampere	dB	Decibel
ac	Alternating current	dc	Direct current
A/F	Across flats	deg	Degree
Ag	Silver	dia	Diameter
Al	Aluminium	dim	Dimension
ANC	American national coarse thread	DIN	German metric thread
ANF	American national fine thread	dp	Double pole
ANP	American national pipe thread	dpdt	Double pole, double-throw
ANPT	American national taper thread	dpst	Double pole, single-throw
approx	approximately	dt	Double throw
A/R	As required		
asb	Asbestos	ext	External
assy	Assembly		
Au	Gold	F	Fahrenheit
AWG	American wire gauge	F	Farad
		Fe	Iron
BA	British association screw thread	Fig	Figure
Be	Beryllium	flex	Flexible
bhp	Brake horse power	fl oz	Fluid ounce
br	Brass	ft	Foot, feet
BS	British Standard		
BSF	British standard fine thread	g	Gramme
BSP	British standard pipe thread	gal	Gallon
BSPT	British standard pipe taper thread	galv	Galvanised
BSW	British standard Whitworth thread		
Btu	British thermal unit	h	Height, high
		H	Henry
C	Celsius (centigrade)	h	Hour
c	Centi (one hundredth)	hd	Head
cc	Cubic centimetre	hex	Hexagon
ccw	Counterclockwise	Hg	Mercury
Cd	Cadmium	hp	Horse power
circ	Circumference	HSS	High speed steel
cm	Centimetre	HTS	High tensile steel
Co	Cobalt	Hz	Hertz
contd	Continued		
Cr	Chromium	id	Inside diameter
cres	Corrosion resistant steel	in.	Inch
csk	Countersunk	incl	Inclusive
Cu	Copper	int	Internal
cw	Clockwise		
c/w	Complete with	J	Joule
cwt	Hundredweight		
		k	Kilo (one thousand)
		kg	Kilogramme
		km	Kilometre
		kV	Kilovolt
		kW	Kilowatt
		lg	Long (length)
		lh	Left hand
		LT	Low tension

LIST OF ABBREVIATIONS AND SYMBOLS (continued)

M	Mega (one million)	s	Second (time)
m	Metre	sect	Section
m	Milli (one thousandth)	sp	Single-pole
max	Maximum	spdt	Single-pole, double-throw
mb	Millibar	spst	Single-pole, single-throw
mfg	Manufacturing	sq	Square
mfr	Manufacturer	st	Single-throw
Mg	Magnesium	std	Standard
min	Minimum	SWG	Standard wire gauge
min	Minute (time)		
Mk	Mark	t	Tonne
ml	Millilitre	temp	Temperature
mm	Millimetre	thd	Thread
Mn	Manganese	thk	Thick
mod	Modification	Ti	Titanium
mtd	Mounted	tpi	Threads per inch
mtg	Mounting	tub	Tubular
matl	Material		
		?	Micro (one millionth)
n	Nano (one thousand-millionth)	UNC	Unified coarse thread
N	Newton	UNF	Unified fine thread
N	Nitrogen	u/s	Under-size
N/A	Not applicable	u/w	Used with
neg	Negative		
Ni	Nickel	V	Volt
NI	Not illustrated	var	Variable
No.	Number	vol	Volume
nom	Nominal		
NP	Non provisioned	W	Watt
NSN	NATO stock number	w	Width, wide
		w/	With
O	Oxygen	Whit	Whitworth
o/a	Over-all	wkg	Working
od	Outside diameter	w/o	Without
o/s	Over-size	wt	Weight
oz	Ounce		
		yd	Yard
Pb	Lead		
Phos B	Phosphor bronze	Zn	Zinc
pkg	Package		
pos	Positive		
pr	Pair		
psi	Pounds force per square inch		
Pt	Platinum		
pt	Pint		
PTFE	Polytetrafluoroethylene		
PVC	Polyvinyl Chloride		
%	Percent		
qty	Quantity		
rad	Radius		
rd			


CHAPTER 1
GENERAL INFORMATION
CONTENTS

	Page
Frontispiece	1/2



TRL/063

Trailer Lightweight




CHAPTER 2
COMPLETE EQUIPMENT SCHEDULE (SERVICE)
SIMPLE EQUIPMENT
TRAILER LIGHTWEIGHT

CONTENTS

Chapter

- 2-1 Trailer lightweight GS cargo




CHAPTER 2-1
COMPLETE EQUIPMENT SCHEDULE (SERVICE)
SIMPLE EQUIPMENT
TRAILER LIGHTWEIGHT GS CARGO

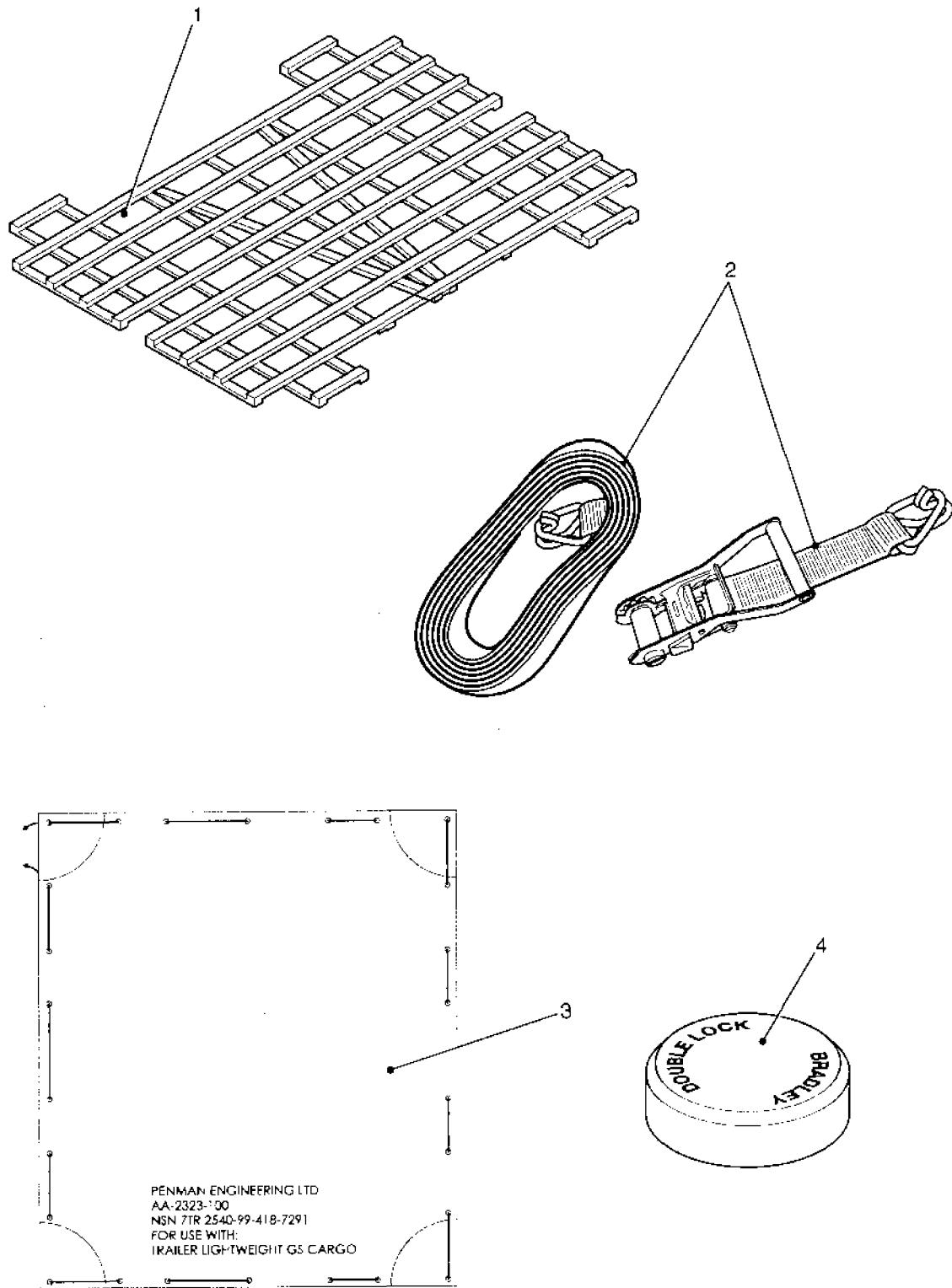
CONTENTS

Chapter

- 2-1 Trailer lightweight GS cargo
- 2-1-1 Main items
- 2-1-2 Literature



CHAPTER 2-1-1
COMPLETE EQUIPMENT SCHEDULE (SERVICE)
SIMPLE EQUIPMENT
MAIN ITEMS




TRL/062


Fig 1 Main items

CES

Fig No. Item No.	DMC NSCM	Army NSN Part Number	Item Description and Annotations	No. Off D of Q	Quantity on Issue
1 NI	0	NIV	MAIN ITEMS	REF	
1	7TR K8232	2590-99-724-2328 AA-2323-232	. DUCKBOARD	1 EA	
2	7TR K8232	5340-99-269-1833 AA-2323-279	. STRAP, WEBBING	3 EA	
3	7TR K8232	2540-99-418-7291 AA-2323-100	. TARPULIN	1 EA	
4	6MT9 K6226	5340-99-811-6990 64476964	. COVER, PROTECTIVE, DUST AND MOISTURE SEAL	1 EA	




CHAPTER 2-1-2
COMPLETE EQUIPMENT SCHEDULE (SERVICE)
SIMPLE EQUIPMENT
LITERATURE



CES

Fig No. Item No.	DMC NSCM	Army NSN Part Number	Item Description and Annotations	No. Off D of Q	Quantity on Issue
1 NI	0	NIV	LITERATURE	REF	
NI	1	EQPT 2330-99-908-6472 AESP 2330-E-202-741	. TRAILER LIGHTWEIGHT GS CARGO COMPLETE EQUIPMENT SCHEDULE (SERVICE)	1 EA	
NI	2	NIV	. BINDER FOR EQUIPMENT RECORDS	1 EA	
NI	3	NIV AB 562	. EQUIPMENT RECORD BOOK	1 EA	
NI	4	NIV AESP 2330-E-202-201	. OPERATING INFORMATION	1 EA	
NI	5	NIV AESP 2330-E-202-601	. MAINTENANCE SCHEDULE	1 EA	



CHAPTER 3

INDEXES

CONTENTS

Para


- 1 Introduction

Chapter


- 3-1 Index of NATO Stock Numbers to Chapter, Figure and Item Numbers.
- 3-2 Index of Manufacturers Part/Drawing Numbers to Chapter, Figure and Item Numbers.
- 3-3 Not Issued.
- 3-4 Index of NATO Supply Codes for Manufacturers to Manufacturers Name.

INTRODUCTION

- 1 This chapter identifies the number of indexes provided in support of the main Parts List.




CHAPTER 3-1
INDEX OF NATO STOCK NUMBERS
TO
CHAPTER, FIGURE AND ITEM NUMBERS




**INDEX OF NATO STOCK NUMBERS
TO CHAPTER, FIGURE AND ITEM NUMBERS**

NATO Stock Number	Chapter 2-Sub-chap	Fig & Item	NATO Stock Number	Chapter 2-Sub-chap	Fig & Item
5340-99-269-1833	1-1	1-2			
2540-99-418-7291	1-1	1-3			
2590-99-724-2328	1-1	1-1			
5340-99-811-6990	1-1	1-4			
2330-99-906-6472	1-2	1-N11			




CHAPTER 3-2
INDEX OF MANUFACTURERS PART/DRAWING NUMBERS
TO
CHAPTER, FIGURE AND ITEM NUMBERS




**INDEX OF MANUFACTURERS PART/DRAWING NUMBERS
TO CHAPTER, FIGURE AND ITEM NUMBERS**

Manufacturers Part or Drawing Numbers	Chapter 2- Sub-chap	Fig & Item
AA-2323-100	1-1	1-3
AA-2323-232	1-1	1-1
AA-2323-279	1-1	1-2
AB 562	1-2	1-NI 3
AESP 2330-E-202-201	1-2	1-NI 4
AESP 2330-E-202-601	1-2	1-NI 5
AESP 2330-E-202-741	1-2	1-NI 1
64476964	1-1	1-4




CHAPTER 3-4
INDEX OF NATO SUPPLY CODES FOR MANUFACTURERS
TO
MANUFACTURERS NAME



INDEX OF NATO SUPPLY CODES FOR MANUFACTURERS TO MANUFACTURERS NAME

NSCM	Manufacturer	NSCM	Manufacturer
K6226	Bradley Doublelock Ltd, Bingley, BD16 2NH		
K8232	Penman Engineering Ltd, Dumfries, DG1 3NY		



AESP REQUEST FORM 1 (M)

To:
 DSDC(L)7c
 Mwrwg Road
 Llangennech
 Llanelli
 Carmarthen
 SA14 8YP

BIN Number	UIN Number	Demand Serial No	Demand Date

Reason Submitted (Tick one box)	Initial Demand	Holdings Amendment	Replacement	Cancellation	New 1(M) Pads (Maximum of 2)

	Octad Number				Category	Qty Held	Qty Reqd	Demand Qty	7c Comments
01									
02									
03									
04									
05									
06									
07									
08									
09									
10									

Publication Type
(Please tick one box only)

Hardcopy

Or

Microfiche

Please insert relevant priority

Priority (1-8)

- Priority Codes
- 1 Justified War Immediate
 - 2 War
 - 3 War Urgent
 - 4 War Routine
 - 5 Justified Urgent
 - 6 Urgent Exercise
 - 7 Urgent Inspection
 - 8 Routine

Unit Address


Authorising Officer

Name	Telephone
Signature	Rank/Grade

Special Instructions

ARMY EQUIPMENT
SUPPORT PUBLICATION

2330-E-202-741



COMMENT(S) ON AESP*

To: DCCS
BFPO 794

From:
.....
.....

Sender's Reference	BIN Number	Date
AESP* Title:		
Chapter(s)/Instruction	Page(s)/Paragraph(s)	
If you require more space, please use the reverse of this form or a separate piece of paper. Comment(s):		

Signed: Telephone No.:
Name (Capitals): Rank/Grade: Date:
X.....

FOR AESP* SPONSOR USE ONLY

To: From:
.....
.....

Thank you for commenting on AESP*:

Your reference: Dated:

Action is being taken to:	Tick	Tick
Issue a revised/amended AESP*		Under investigation
Incorporate comment(s) in future amendments		No action required
Remarks		

Signed: Telephone No.:
Name (Capitals): Rank/Grade: Date:

* AESP or EMER